

MODI INDUSTRIES LIMITED, MODINAGAR

(1)(a)


Statement showing Shareholding Pattern :

Name of the Company :	MODI INDUSTRIES LIMITED		
Scrip Code:	DSE \$	13154	
	UPSE \$\$	Z493	
Quarter ended :	30th JUNE 2016		
Name of the Scrip, Class of Security	Equity Shares of Rs.10/- each		

Partly paid up shares	No. of partly paid-up shares	As a % of total no. of partly paid up shares	As a % of total no. of shares of the company.
Held by Promoter/Promoter Group	-	-	-
Held by Public	-	-	-
Total	-	-	-
Outstanding convertible Securities	No. of outstanding securities	As a % of total outstanding securities	As a % of total no. of shares of the Company, assuming full conversion of the convertible securities.
Held by Promoter/Promoter Group	-	-	-
Held by Public	-	-	-
Total	-	-	-
Warrants	No. of warrants	As a % of total no. of warrants	As a % of total no. of shares of the company, assuming full conversion of warrants
Held by Promoter/Promoter Group	-	-	-
Held by Public	-	-	-
Total	-	-	-
Total paid up capital of the Company, assuming full conversion of warrants and convertible securities			Rs.33092140.00

\$SEBI has derecognized the DSE on 19th November, 2014.

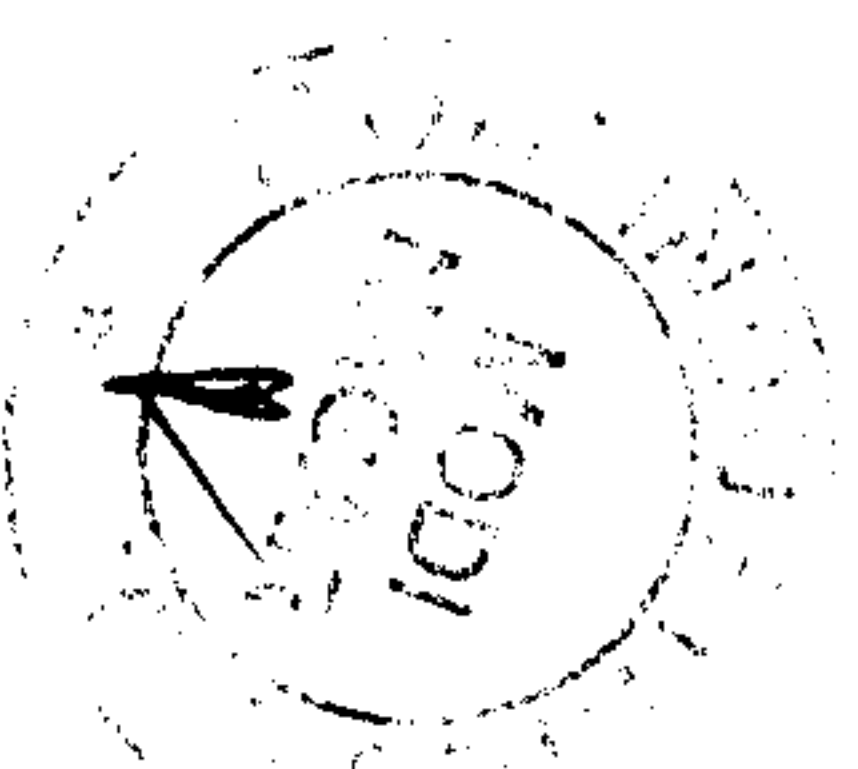
\$SEBI has issued exit order of UPSE on 9th June, 2015.



Category Code	Category of shareholder	Number of Share-holders	Total Number of shares	Number of Shares held in dematerialized form	Total Shareholding as a percentage of total number of shares		Number of shares otherwise pledged or encumbered	As a percentage
					As a percentage of (A+B)*	As a percentage of (A+B+C)		
(I)	(II)	(III)	(IV)	(V)	(VI)	(VII)	(VIII)	(IX)=(VIII)/(IV)*100
(A)	Promoter & Promoter Group**							
(1)	Indian							
(a)	Individuals/Hindu Undivided Family	91	688436	-	20.80	20.80	165585	24.05
(b)	Central Government/ State Government(s)	-	-	-	-	-	-	-
(c)	Bodies Corporate	29	1280199	-	38.69	38.69	228714	17.87
(d)	Financial Institutions/Banks	-	-	-	-	-	-	-
(e)	Any Other (specify)	-	-	-	-	-	-	-
	Sub-Total (A)(1)	120	1968635	0	59.49	59.49	394299	20.03
(2)	Foreign							
(a)	Individuals (Non Resident Individuals/Foreign Individuals)	-	-	-	-	-	-	-
(b)	Bodies Corporate	-	-	-	-	-	-	-
(c)	Institutions	-	-	-	-	-	-	-
(d)	Any Other (specify)	-	-	-	-	-	-	-
	Sub-Total (A)(2)	-	-	-	-	-	-	-
	Total Shareholding of Promoter and Promoter Group (A)=A(1)+A(2)	120	1968635	0	59.49	59.49	394299	20.03

Non-disposal of shares undertaken given to Fis/Banks.

##Includes 10 shareholders who have double Folio Nos. Number of persons under category of Promoter and Promoter group are 110 only.



Category Code	Category of shareholder	Number of Shareholders	Total Number of shares	Number of Shares held in dematerialized form	Total Shareholding as a percentage of total number of shares		Number of shares otherwise pledged or encumbered	As a percentage
					As a percentage of (A+B)*	As a percentage of (A+B+C)		
(I)	(II)	(III)	(IV)	(V)	(VI)	(VII)	(VIII)	(IX)=(VIII)/(IV)*100
(B)	Public Shareholding****							
(1)	Institutions							
(a)	Mutual Funds/U.T.I.	-	-	-	-	-	N.A	N.A
(b)	Financial Institutions/Banks	6	1799	-	0.05	0.05		
(c)	Central Government/ State Government(s)	-	-	-	-	-		
(d)	Venture Capital Funds	-	-	-	-	-		
(e)	Insurance Companies	8	351378	-	10.62	10.62		
(f)	Foreign Institutional Investors	-	-	-	-	-		
(g)	Foreign Venture Capital Investors	-	-	-	-	-		
(h)	Qualified Foreign Investor	-	-	-	-	-		
(i)	Any Other (specify)	-	-	-	-	-		
	Sub Total (B)(1)	14	353177	0	10.67	10.67		




Category Code	Category of shareholder	Number of Shareholders	Total Number of shares	Number of Shares held in dematerialized form	Total Shareholding as a percentage of total number of shares		Number of shares otherwise pledged or encumbered	As a percentage
					As a percentage of (A+B)*	As a percentage of (A+B+C)		
(I)	(II)	(III)	(IV)	(V)	(VI)	(VII)	(VIII)	(IX)=(VIII)/(IV)*100
(2)	Non-Institutions							
(a)	Bodies Corporate	50	47259	-	1.43	1.43	N.A	N.A
(b)	Individuals							
	i. Individual shareholders holding nominal share capital upto Rs. 1 Lakh.	9031	893210	-	26.99	26.99		
	ii. Individual shareholders holding nominal share capital in excess of Rs. 1 Lakh	2	46933	-	1.42	1.42		
(c)	Qualified Foreign Investor	-	-	-	-	-		
(d)	Any Other (specify)	-	-	-	-	-		
	Sub Total (B)(2)	9083	987402	0	29.84	29.84		
	Total Public Shareholding (B)=(B)(1)+(B)(2)	9097	1340579	0	40.51	40.51	N.A	N.A
	Total (A)+(B)	9217	3309214	0	100.00	100.00	394299	11.92
(C)	Shares held by Custodians and against which Depository Receipts have been issued	-	-	-	N.A	-	N.A	N.A
(1)	Promoter/Promoter Group	-	-	-	N.A	-	N.A	N.A
(2)	Public	-	-	-	N.A	-	N.A	N.A
	GRAND TOTAL (A+B+C)	9217	3309214	-	100.00	100.00	394299	11.92

*For determining public shareholding for the purpose of Clause 40A.

**For definitions of "Promoter" and "Promoter Group", refer to Clause 40A.

***For definitions of "Public Shareholding", refer to Clause 40A

Non-disposal of shares undertaking given to Fis/Banks.



(5)

(1)(b) STATEMENT SHOWING HOLDING OF SECURITIES (INCLUDING SHARES, WARRANTS, CONVERTIBLE SECURITIES) OF PERSONS BELONGING TO THE CATEGORY "PROMOTER AND PROMOTER GROUP"

Sr. No.	Name of the Shareholder	Details of Shares held			Encumbered Shares (*)			Details of Warrants			Details of convertible securities			Total shares (including underlying shares assuming full conversion of warrants and convertible securities) as a % of diluted share capital.
		Number of Shares held	As a % of grand total (A)+(B)+(C)	Number #	As a percentage (VI)=(V)/(III)*100	As a % of grand total (A)+(B)+(C) of sub-clause (1)(a)	Number of warrants held	As a % total number of warrants of the same class	Number of convertible securities held	As a % total number of convertible securities of the same class	Number of convertible securities held	%w.r.t. total number of convertible securities of the same class		
(I)	1 Promoters	334429	10.11	160942	48.12	4.86	-	-	-	-	-	-	10.11	
	2 Promoter Group	1634206	49.38	233357	14.28	7.05	-	-	-	-	-	-	49.38	
	Total	1968635	59.49	394299	20.03	11.91	0	0.00	0.00	0.00	0.00	0.00	59.49	

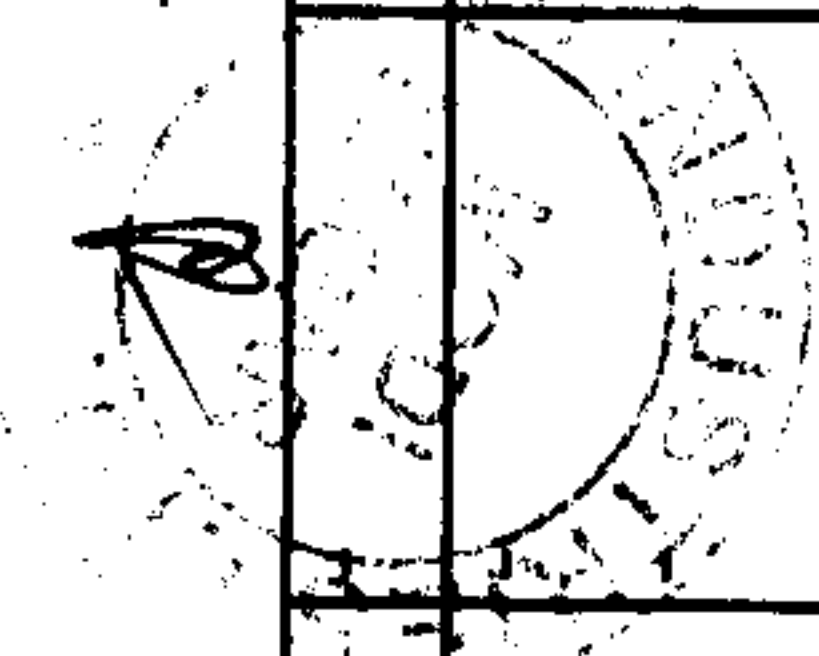
(*) The term "encumbrance" has the same meaning as assigned to it in regulation 28(3) of the SAST Regulations, 2011.

Non-disposal of shares undertaking given to FIs/Banks.

(1)(c)(i) STATEMENT SHOWING HOLDING OF SECURITIES (INCLUDING SHARES, WARRANTS, CONVERTIBLE SECURITIES) OF PERSONS BELONGING TO THE CATEGORY "PUBLIC" AND HOLDING MORE THAN 1% OF THE TOTAL NUMBER OF SHARES

Sl. No.	Name of the Shareholder	No. of Shares held	Shares as a percentage of total number of shares (i.e. Grand Total (A)+(B)+(C) indicated in statement at Para (1)(a) above).	Details of Warrants			Details of convertible securities			Total shares (including underlying shares assuming full conversion of warrants and convertible securities) as a % of diluted share capital.
				Number of warrants held	As a % total number of warrants of the same class	Number of convertible securities held	%w.r.t. total number of convertible securities of the same class			
1	Life Insurance Corporate of India	159256	4.81	-	-	-	-	-	4.81	
2	The Oriental Insurance Company Limited	59555	1.80	-	-	-	-	-	1.80	
3	General Insurance Corporation of India	46562	1.41	-	-	-	-	-	1.41	
4	The New India Assurance Company Limited	45403	1.37	-	-	-	-	-	1.37	
5	Mr. Mahendra Girdharial @	35608	1.08	-	-	-	-	-	1.08	
	Total	346384	10.47	-	-	-	-	-	10.47	

@ ' Mr. Mahendra Girdharial hold more than one folios, some with joint holders name. We have taken only folio with his individual name only.




(1)(c)(iii) STATEMENT SHOWING HOLDING OF SECURITIES (INCLUDING SHARES, WARRANTS, CONVERTIBLE SECURITIES) OF PERSONS (TOGETHER WITH PAC) BELONGING TO THE THE CATEGORY "PUBLIC" AND HOLDING MORE THAN 5% OF THE TOTAL NUMBER OF SHARES OF THE COMPANY

Sl. No.	Name(s) of the Shareholder(s) and the persons acting in Concert (PAC) with them.	No. of Shares held	Shares as a percentage of total number of shares (i.e. Grand Total (A)+(B)+(C) indicated in statement at Para (1)(a) above).	Details of Warrants		Details of convertible securities		Total shares (including underlying shares assuming full conversion of warrants and convertible securities) as a % of diluted share capital.
				Number of warrants held	As a % total number of warrants of the same class	Number of convertible securities held	%w.r.t. total number of convertible securities of the same class	
1								
2								
		NIL						
		Total						

(1)(d) STATEMENT SHOWING DETAILS OF LOCKED-IN-SHARES :

Sl. No.	Name of the Shareholder	No. of locked-in Shares	Locked-in shares as a percentage of total number of shares (i.e. Grand Total (A)+(B)+(C) indicated in Statement at para (1)(a) above)
1			
2		NIL	
		Total	




(II)(a) STATEMENT SHOWING DETAILS OF DEPOSITORY RECEIPTS (DRs)

Sl. No.	Type of outstanding DR (ADRs, GDRs, SDRs, etc.)	Number of outstanding DRs	Number of shares underlying outstanding DRs	Shares underlying outstanding DRs as a percentage of total number of shares (i.e. Grand Total (A)+(B)+(C) indicated in statement at para (I)(a) above.
1				
2	NIL			
		Total		


(II)(b) STATEMENT SHOWING HOLDING OF DEPOSITORY RECEIPTS (DRs), WHERE UNDERLYING SHARES, HELD BY PROMOTER/PROMOTER GROUP, ARE IN EXCESS OF 1% OF THE TOTAL NUMBER OF SHARES

Sl. No.	Name of the DR Holder	Type of outstanding DR (ADRs, GDRs, SDRs, etc.)	Number of shares underlying outstanding DRs	Shares underlying outstanding DRs as a percentage of total number of shares (i.e. Grand Total (A)+(B)+(C) indicated in statement at para (I)(a) above.
1		NIL		
2				
	Total			



(iii)(a) STATEMENT SHOWING THE VOTING PATTERN OF SHAREHOLDERS,
IF MORE THAN ONE CLASS OF SHARES/SECURITIES IS ISSUED BY
ISSUER :

N.A.



for MODI INDUSTRIES LIMITED

A handwritten signature in black ink, appearing to be 'V.P. Gupta'.

(V.P. GUPTA)
COMPANY SECRETARY